

XML Basics

A Quick Intro to XML

- What is XML? What are XML Documents?
- How does XML look?
- How does XML processing work?
- demos (editing/parsing, transformations)
- What resources are available?

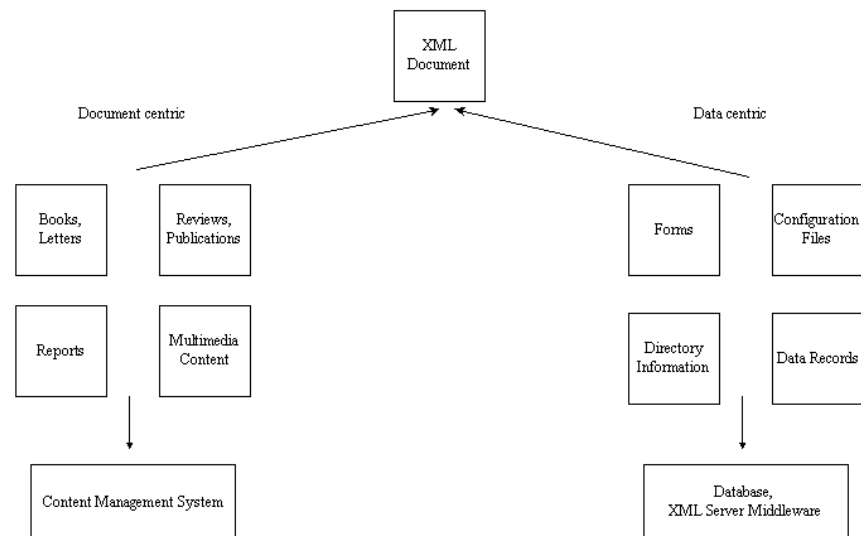
1

What is XML?

- A (meta)language to define document schemas and validate document instances
- A simplified and modernized version of SGML (Standard General Markup Lang.)
- NOT like html (but looks similiar)
- Content - not presentation oriented
- For machines AND humans

2

XML: Documents or Data?



3

Standards

- **XML**: Extensible Markup Language V1.0
- **XSL**: Extended Stylesheet Language
- **XPath**: A way to address things
- **Xlink**: A way to link things
- **RDF**: a way to express semantics
- **Sax**: Parser interface
- **DOM** (Document Object Model)
- **XSD**: XML Schema Definition Language
- **XHTML**: the new HTML in XML syntax

4

Advantages of XML information

- human and machine readable
- no fixed tag set, any schema is possible
- Content centric and self-describing
- well-formed or valid
- tool independence
- A data definition in XML is descriptive code AND its documentation – immediately usable by clients

5

Technical Terms 1

- **DTD**: Document Type Definition. A way to specify the structure and content of documents
- **Instance**: a concrete document
- **DOM** (Document Object Model): A way to programmatically access XML elements and attributes

6

Technical Terms 2

```
<car>volvo</car>
```

```
<car color=„red“
```

```
<car>&bmw;</car>
```

```
<? handle separately>
```

- **Elements**: The basic structures of a document
- **Attributes**: Meta-information about elements
- **Entities**: Kind of “macros” or includes
- **Process. Instructions**: hints for applications

7

How does XML look?

8

An XML instance

```
<?xml version="1.0" encoding="utf-8"?>
<!DOCTYPE teilnahmeb SYSTEM "teilnahmeb.dtd" [
  <!ENTITY lt "&#60;">
  <!ENTITY gt "&#62;">
  <!ENTITY amp "&#38;">
  <!ENTITY class "XML BASIC">
]>
<teilnahmeb Autor=„Kriha“>
  <nachweis>Frau <teiln>Nina Schwarz</teiln> hat am
  <datum>22.9.98</datum> am Kurs <kursname>&class;</kursname>
teilgenommen.
<?Pub Caret?>
  </nachweis>
  <kursinfo>
    <absatz>Introduction to XML </absatz>
  </kursinfo>
  <adresse>
    <name>Walter Kriha</name>
    <strasse>Schwarzwaldstr.7g</strasse>
  </adresse>
</teilnahmeb>
```

9

An XML DTD

```
<!ELEMENT teilnahmeb (nachweis,kursinfo,adresse,kommentar*)>

<!ATTLIST teilnahmeb Autor #CDATA>

<!ELEMENT kommentar (#PCDATA)>
<!ELEMENT nachweis (#PCDATA | teiln | datum | kursname )*>
<!ELEMENT kursinfo (absatz+)>
<!ELEMENT adresse (name,strasse,ort)>
<!ELEMENT teiln (#PCDATA)>
<!ELEMENT datum (#PCDATA)>
<!ELEMENT kursname (#PCDATA)>
<!ELEMENT absatz (#PCDATA | hervorh | fussnote)*>
<!ELEMENT hervorh (#PCDATA)>
<!ELEMENT fussnote (absatz+)>
<!ELEMENT name (#PCDATA)>
<!ELEMENT strasse (#PCDATA)>
<!ELEMENT ort (#PCDATA)>
```

10

Formal or Domain Markup

FORMAL

```
<message>
  <command target="accounting" id="1">
    <process>update</process>
    <object class="GIAccount" oid="12345"
      version="1">
      <context>
        <owner class="ChartOfAccounts"
          oid="47"/>
      </context>
      <property name="name">Bank
        Account</property>
      <property name="type">Asset</property>
      <object name="balance" class="Money">
        <property
          name="currency">USD</property>
        <property name="amount"
          type="float">15000.00</property>
      </object>
    </object>
  </command>
</message>
```

DOMAIN SPECIFIC

```
<message>
  <update target="accounting" id="1">
    <GIAccount oid="12345" version="1">
      <ChartOfAccounts oid="47"/>
      <GIAccount.name>Bank
        Account</GIAccount.name>
      <GIAccount.type>Asset</GIAccount.type>
      <Balance>
        <Currency>USD</Currency>
        <Amount>15000.00</Amount>
      </Balance>
    </GIAccount>
  </update>
</message>
```

11

An XSL style sheet

```
<?xml version="1.0" encoding="ISO-8859-1"?>
<xsl:stylesheet xmlns:xsl="http://www.w3.org/TR/WD-xsl" xmlns:html="http://www.w3.org/TR/REC-html40/" result-ns="html">
  <!-- Root Element -->
  <xsl:template match="/">
    <HTML> <HEAD>
      <xsl:for-each select="title">
        <title>
          <xsl:process-children/>
        </title>
      </xsl:for-each>
    </HEAD>
    <body>
      <xsl:process-children/>
    </body>
  </HTML>
</xsl:template>
<xsl:template match="account">
  <h1>
    <xsl:process-children/>
  </h1>
</xsl:template>
<xsl:template match="firstname">
  <p>
    <xsl:process-children/>
  </p>
  ---- more ----

```

The bold parts match elements from the xml input document

12

Xpointer/Xlink elements

```
<?xml ver="1.0"?>
<!DOCTYPE doc PUBLIC "-//Masatomo Goto/DTD XLink sample document//EN" [
<?STYLESHEET href="..\styles\sample_scroll.dsl" type="text/dsssl" ?>
]
<doc>
<title>XLink and XPointer: how do I address and link
<group steps="2">
  <groupdoc href="dsssoverview.xml#1" role="new" show="new"/>
  <groupdoc href="readme.xml#1" role="new" show="new"/>
</group>
<xlink>
  <locator role="Hubdocument Title" href="myhub.xml#root().child( 1, title)"/>
  <locator role="Overview Title" href="readme.xml#root().child( 1, title)"/>
  <locator role="DSSSL Spec Reference" href="readme.xml#root().child( 1, chapter).( 2, section).( 2, p)"/>
  <locator show="new" role="DSSSL Spec" href="dsssoverview.xml#root().child( 1, title)"/>
</xlink>
<!--
show="new"
-->
<xlink>
  <locator role="toc" href="#root().child( 2, chapter).( 1, section).( 4, p)"/>
  <locator role="cont." href="readme.xml#child( 1, chapter).( 4, section).( 1, title)"/>
</xlink>
----- more -----

```

This Xlink connects 4 locations in 3 different documents. Every locator serves a different role.

13

How does XML processing work?

14

Parser Input: Instance + DTD

```
<?xml version="1.0" encoding="utf-8"?>
<!DOCTYPE teilnahmeb SYSTEM "teilnahmeb.dtd" [
  <!ENTITY lt "&#60;";
  <!ENTITY gt "&#62;";
  <!ENTITY amp "&#38;";
  <!ENTITY class "XML BASIC";
]
<teilnahmeb>
  <nachweis>Frau <teiln>Mina Schwarz</teiln> hat am <datum>22.9.98</datum> am Kurs
<kursname><class></kursname> teilgenommen.<?Pub Caret?>
  </nachweis>
  <kursinfo>
    <absatz>Introduction to XML </absatz>
  </kursinfo>
  <adresse>
    <name>Walter Kriha</name>
    <strasse>Schwarzwaldstr.7g</strasse>
  </adresse>
</teilnahmeb>

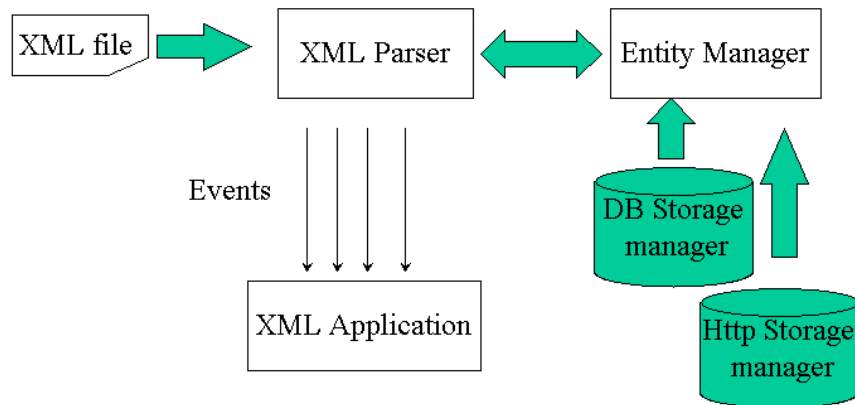
```

```
<!ELEMENT teilnahmeb (nachweis,kursinfo,adresse,kommentar)*>
<!ELEMENT kommentar (#PCDATA)>
<!ELEMENT nachweis (#PCDATA | teiln | datum | kursname |)*>
<!ELEMENT kursinfo (absatz+)>
<!ELEMENT adresse (name,strasse,ort)>
<!ELEMENT teiln (#PCDATA)>
<!ELEMENT datum (#PCDATA)>
<!ELEMENT kursname (#PCDATA)>
<!ELEMENT absatz (#PCDATA | hervorh | fussnote)*>
<!ELEMENT hervorh (#PCDATA)>
<!ELEMENT fussnote (absatz+)>
<!ELEMENT name (#PCDATA)>
<!ELEMENT strasse (#PCDATA)>
<!ELEMENT ort (#PCDATA)>

```

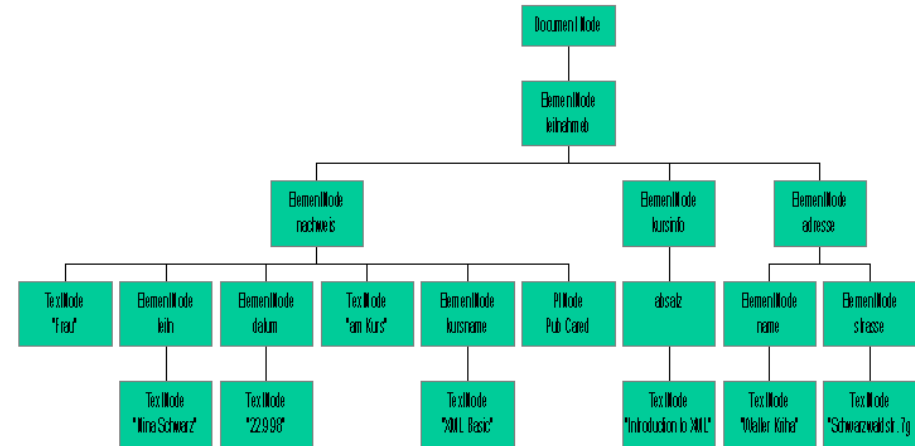
15

XML File to XML Application



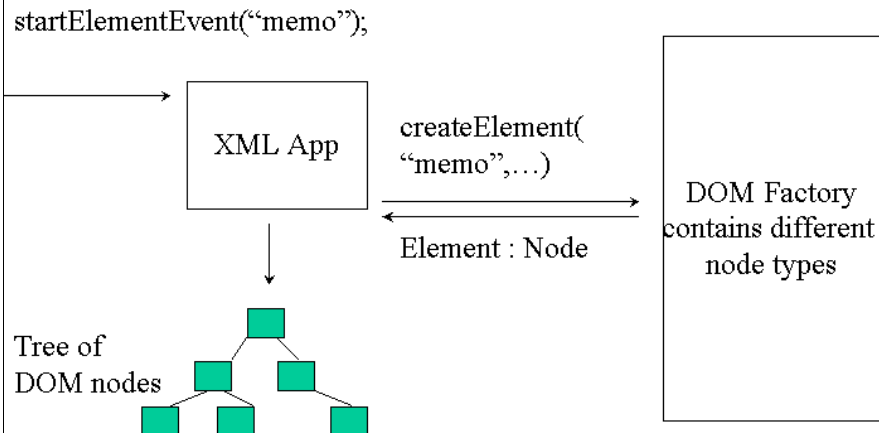
16

teilnahme as DOM tree



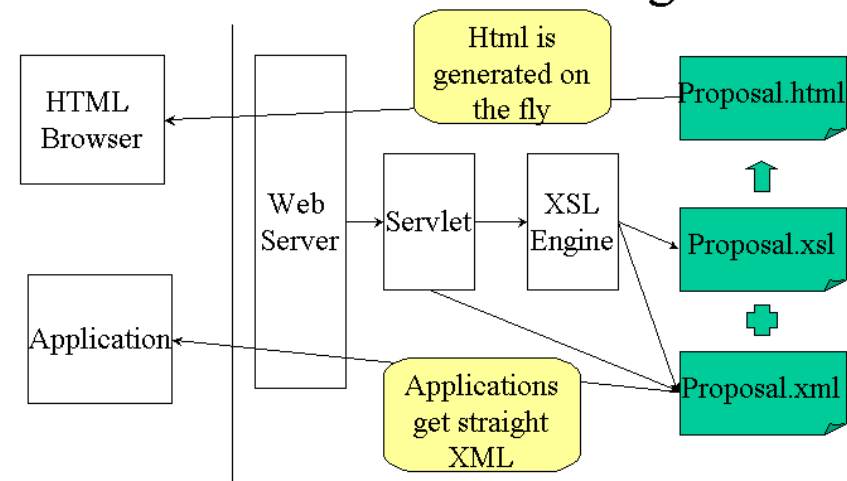
18

XML Application to DOM



17

Server Side Processing



19

Demol: Editing/Parsing

- Parser: NSGMLS parser from James Clark
- Editor: XEmacs, XMLSpy, wordpad, vi
- Objective: What does it mean to VALIDATE a document?
- Resources: teilnahmeb.dtd (a DTD),
teilnahmeb.xml (a valid instance),
teilnahmeb1.xml (an invalid instance)

20

From DTDs to Schemas

```
<?xml version="1.0" encoding="UTF-8"?>
<xs:schema xmlns:xs="http://www.w3.org/2001/XMLSchema" elementFormDefault="qualified">
  <xs:element name="absatz">
    <xs:complexType mixed="true">
      <xs:choice minOccurs="0" maxOccurs="unbounded">
        <xs:element ref="hervorh"/>
        <xs:element ref="fussnote"/>
      </xs:choice>
    </xs:complexType>
  </xs:element>
  <xs:element name="adresse">
    <xs:complexType>
      <xs:sequence>
        <xs:element ref="name"/>
        <xs:element ref="strasse"/>
        <xs:element ref="ort"/>
      </xs:sequence>
    </xs:complexType>
  </xs:element>

```

```
<!ELEMENT teilnahmeb (nachweis,kursinfo,adresse,kommentar)*>
<!ELEMENT kommentar (#PCDATA)>
<!ELEMENT nachweis (#PCDATA | teiln | datum | kursname )*>
<!ELEMENT kursinfo (absatz+)>
<!ELEMENT adresse (name,strasse,ort)>
<!ELEMENT teiln (#PCDATA)>
<!ELEMENT datum (#PCDATA)>
<!ELEMENT kursname (#PCDATA)>
<!ELEMENT absatz (#PCDATA | hervorh | fussnote)*>
<!ELEMENT hervorh (#PCDATA)>
<!ELEMENT fussnote (absatz+)>
<!ELEMENT name (#PCDATA)>
<!ELEMENT strasse (#PCDATA)>
<!ELEMENT ort (#PCDATA)>

```

21

Job Description Format: an XML Schema

```
<?xml version="1.0" encoding="UTF-8"?>
<xsd:schema targetNamespace="http://www.CIP4.org/JDFSchema_1"
  xmlns:xsi="http://www.w3.org/2001/XMLSchema-instance"
  xmlns:jdf="http://www.CIP4.org/JDFSchema_1/JDFParser"
  xmlns:jdf="http://www.CIP4.org/JDFSchema_1"
  xmlns:xsd="http://www.w3.org/2001/XMLSchema" elementFormDefault="qualified"
  attributeFormDefault="unqualified">
  <!--Base Elements from which all other elements are derived -->
  <xsd:complexType name="EmptyElement"/>
  <xsd:complexType name="Comment_Type" mixed="true">
    <xsd:simpleContent>
      <xsd:extension base="xsd:string">
        <xsd:attribute name="Box"
          type="jdf:rectangle" use="optional"/>
        <xsd:attribute name="Language"
          type="xsd:language" use="optional"/>
        <xsd:attribute name="Name"
          type="xsd:NMTOKEN" default="Description"/>
        <xsd:attribute name="Path" type="jdf:path"
          use="optional"/>.....

```

Please read the introduction to XSD (see resources)

22

Demo2: XSL transformations

- XSL engine: saxon (java) or mozilla/firefox browser or IE
- Objective: What does it mean to TRANSFORM a document using stylesheets?
- Resources: catalog.xml/xsl, article.xml/xsl
- Results: html versions of those

23

XML Resources

- Robin Covers page, find everything about SGML/XML at: www.oasis-open.org/cover
- xml-dev: mailing list for XML developers
- Charles Goldfarb, The XML Handbook
- IBM xml tools in java: www.alphaworks.ibm.com
- www.xmlsoftware.com (tools)
- www.xml.com (news)
- <http://www.editor.net/intro.htm>, explains writing for the Internet

24

XML Schema (XSD) Resources

- <http://www.w3schools.com/schema/> a short introduction to XSD with samples. We will need XSD for the Job Definition Format of the printing industry!

26

XSL Resources

- http://www.webdevelopersjournal.com/articles/xml_to_html.html a good introduction to xsl conversions by Benoit Marchal (with samples)
- Michael Kay, Professional XML programming (the „bible“)
- frequently asked questions:
<http://www.dpawson.co.uk/xsl/sect1/sect1.html>
(excellent and free)

25